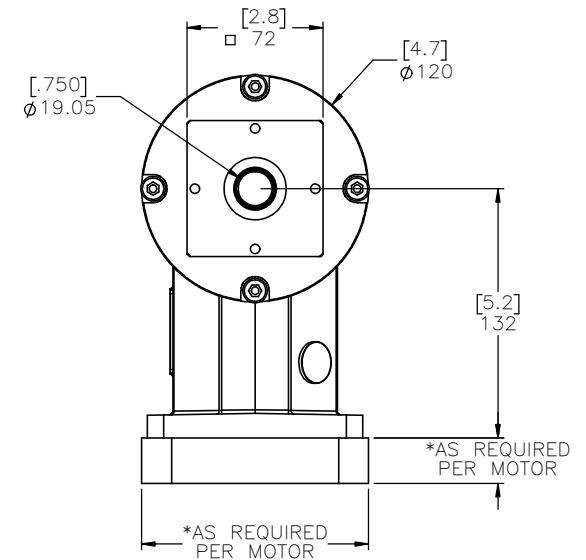
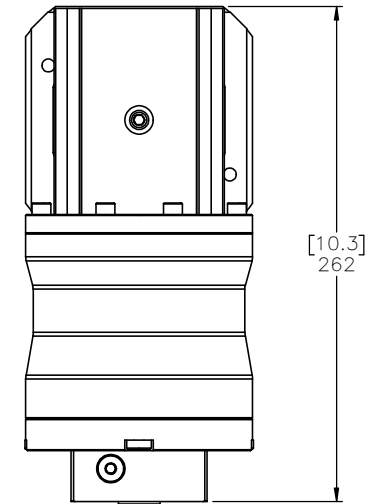
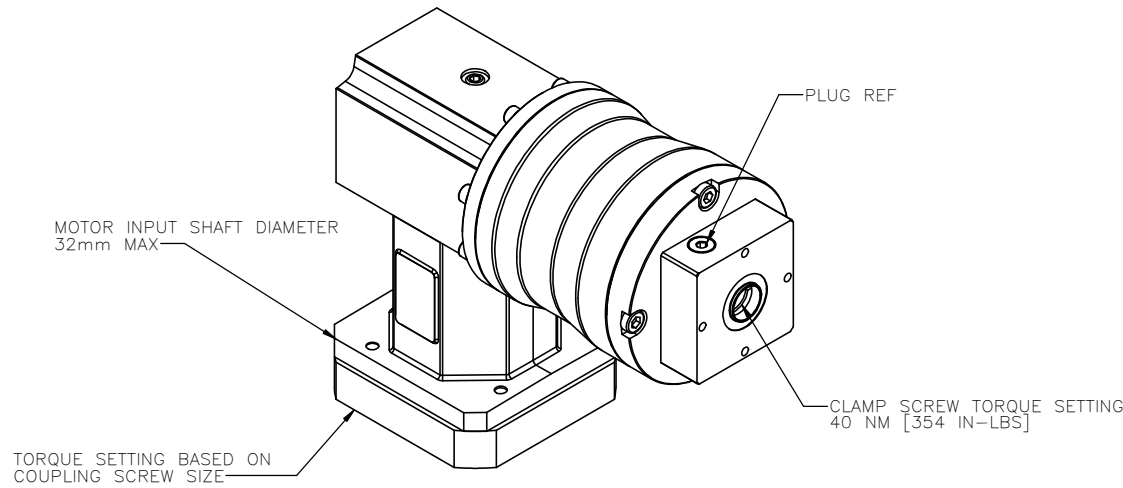


REVISION HISTORY			
REV.	DESCRIPTION	DATE	REVISED BY:

iRS-114-XXX  
SINGLE STAGE HOLLOW OUTPUT RIGHT ANGLE GEARBOX  
0.750" BORE  
(XXX = GEARBOX RATIO)



NOTES:

- 1.) MOTOR **MANUFACTURER AND MODEL NUMBER** REQUIRED TO PROPERLY SIZE THE MOTOR ADAPTOR PLATE. MAXIMUM MOTOR INPUT SHAFT DIAMETER IS 19mm.
- 2.) ADAPTOR PLATE SIZE WILL VARY BASED ON MOTOR SPECIFIED. OVERALL DIMENSIONS AND PLATE THICKNESS WILL BE DIFFERENT FROM VISUAL REPRESENTATION ABOVE
- 3.) MOTOR FLANGE BOLT CIRCLE PATTERN AND HOLE DIAMETER ALONG WITH MOTOR SHAFT DIAMETER AND LENGTH WILL DETERMINE THE FINAL SIZE OF THE ADAPTOR PLATE
- 4.) IPS MAKES EVERY EFFORT TO MATCH MOTOR DIMENSIONS TO MOTOR MANUFACTURER'S SPECIFICATIONS. THESE MANUFACTURER'S SPECIFICATIONS CAN CHANGE FROM TIME TO TIME WITHOUT NOTICE. IPS IS NOT RESPONSIBLE FOR ADAPTOR'S THAT DO NOT MATE WITH THE MOTORS IF REFERENCE DIMENSIONS HAVE CHANGED OR IF THE USER CHANGES MOTOR MODELS AFTER PURCHASE
- 5.) TIGHTENING THE INPUT AND OUTPUT SCREW CLAMPS TO RECOMMENDED TORQUE IS CRITICAL TO SYSTEM FUNCTION. SHOULD OUTPUT CLAMP SLIP AFTER PROPER TIGHTENING, IT IS POSSIBLE THE MOTOR TORQUE IS EXCEEDING THE GEARBOX SPECIFICATIONS.

GEARBOX RATIO	3:1	10:1	5:1	7:1
iPG PART NUMBER SUFFIX	003	010	005	007
NOMINAL OUTPUT TORQUE – Nm (lb-in)	90 (797)	130 (1151)	130 (1151)	130 (1151)
MAXIMUM ACCELERATION TORQUE – Nm (lb-in)	180 (1593)	250 (2213)	250 (2213)	250 (2213)
NOMINAL INPUT SPEED – RPM	2500	2500	2500	2500
MAXIMUM INPUT SPEED – RPM	3500	4500	3500	3500
STANDARD OUTPUT BACKLASH – arcmin	<11.5	<10	<10	<9.5
WEIGHT – kg (lb)	16.35 (36.0)	16.35 (36.0)	16.35 (36.0)	16.35 (36.0)
MASS MOMENT OF INERTIA – kg/cm2	10	5.5	8.2	7.8
EFFICIENCY AT LOAD	96%	96%	96%	96%



THIS DRAWING IS THE PROPERTY OF IPS. ANY REPRODUCTIONS SHALL BE FOR QUOTATION, MANUFACTURING, OR PURCHASING PURPOSES ONLY. RELEASE OF DRAWINGS TO OTHER CONCERNS DOES NOT CONSTITUTE LICENSING IN ANY WAY. INFORMATION CONTAINED HEREIN IS PROPRIETARY AND CONFIDENTIAL.

DRAWN BY: —	DATE: DD/MM/YYYY	MATERIAL:	TITLE:
CHECKED BY: —	DATE: DD/MM/YYYY		IPS RIGHT ANGLE GEARBOX
LAST SAVED BY: —	DATE: DD/MM/YYYY	FINISH:	
UNLESS OTHERWISE SPECIFIED: DIMENSIONS ARE IN MILLIMETERS. TOLERANCES, UNLESS NOTED: OTHERWISE: X ± .762 XX ± .254 XXX ± .127 ANG ± 0°30'			
SURFACE FINISH <input checked="" type="checkbox"/> BREAK ALL SHARP EDGES DIMENSIONAL LIMITS APPLY AFTER FINISHING		SHEET 1 OF 1	PART NUMBER iRS-114-XXX
THIRD ANGLE PROJECTION		SCALE 1:1	SHEET SIZE C