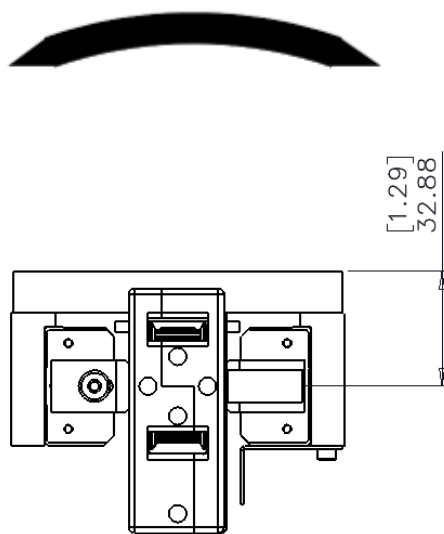
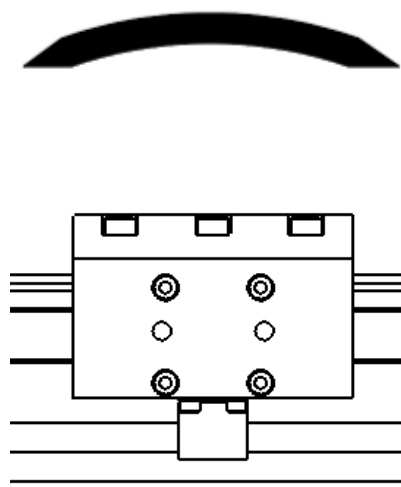


MOMENT LOADING FOR THE iSA-R5D & iAA-R5D ACTUATOR

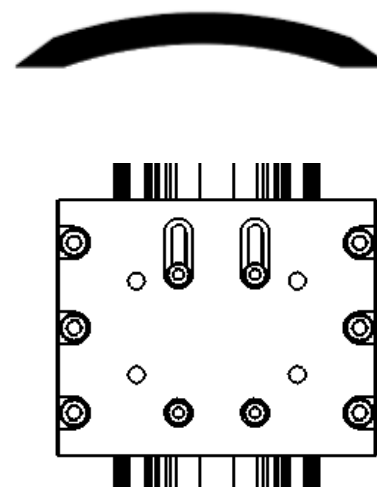
(CALCULATED FROM THE CENTERLINE OF THE GUIDE RAIL)



$M_x = 495 \text{ in-lbs, } 56 \text{ Nm}$



$M_y = 495 \text{ in-lbs, } 56 \text{ Nm}$



$M_x = 752 \text{ in-lbs, } 85 \text{ Nm}$

