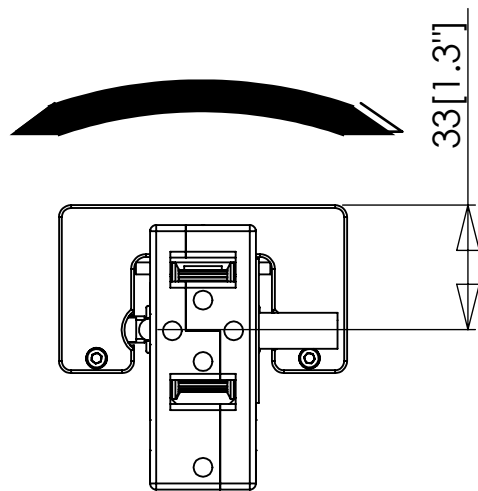
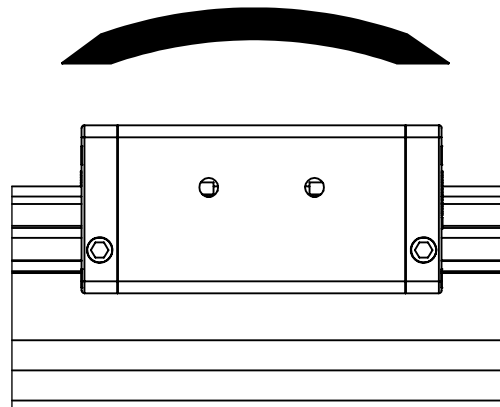


# MOMENT LOADING FOR THE iSA-628 ACTUATOR

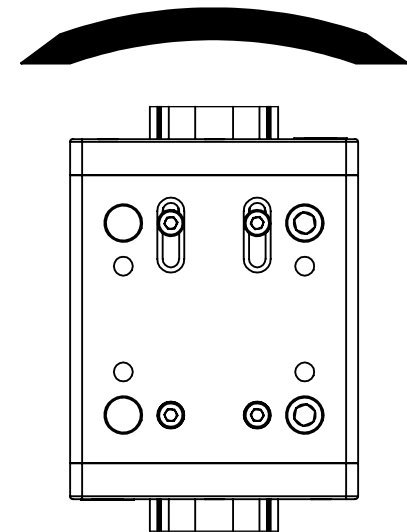
(CALCULATED FROM THE CENTERLINE OF THE GUIDE RAILS)



$M_x = 35 \text{ in-lbs, } 4 \text{ Nm.}$



$M_y = 53 \text{ in-lbs, } 6 \text{ Nm.}$



$M_z = 71 \text{ in-lbs, } 8 \text{ Nm.}$

